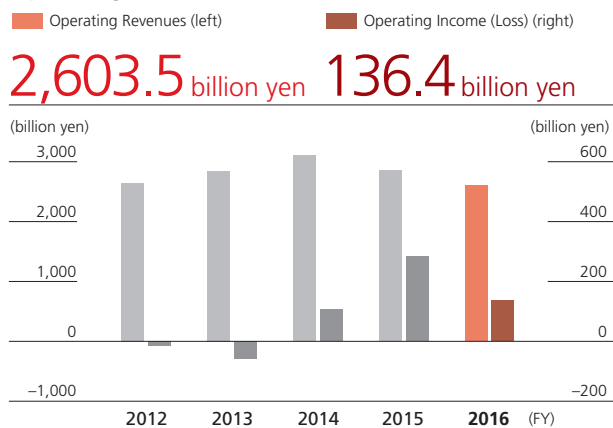


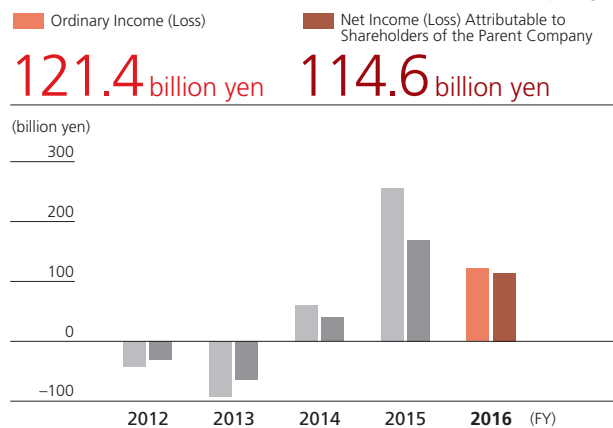
# Outcome of Value Creation (Financial and Non-Financial Highlights)

## Financial Indicators

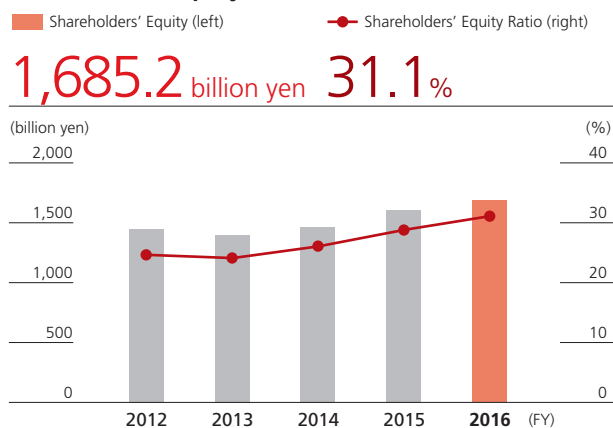
### Operating Revenues/ Operating Income (Loss) See page 84



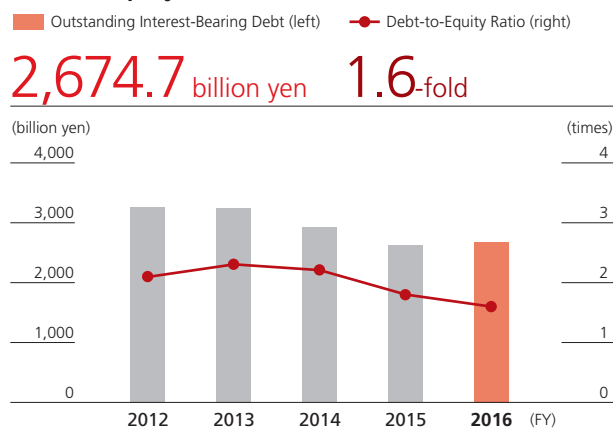
### Ordinary Income (Loss)/Net Income (Loss) Attributable to Shareholders of the Parent Company See page 84



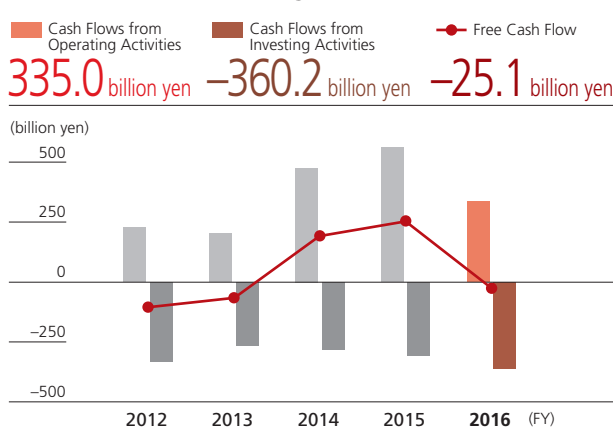
### Shareholders' Equity/ Shareholders' Equity Ratio See page 84



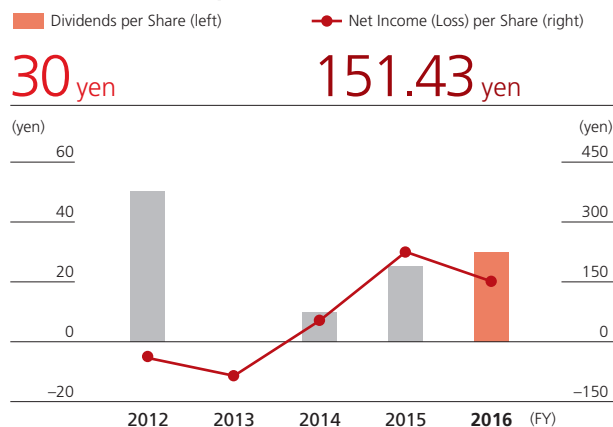
### Outstanding Interest-Bearing Debt/ Debt-to-Equity Ratio See page 84



### Cash Flows from Operating Activities/ Cash Flows from Investing Activities/Free Cash Flow See page 84



### Dividends per Share/ Net Income (Loss) per Share See page 84

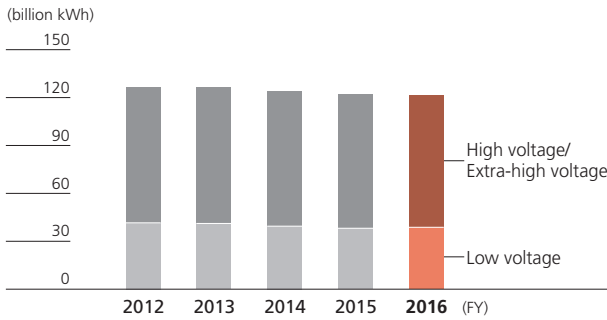


# Non-Financial Indicators

## Electrical Energy Sold

See page 83

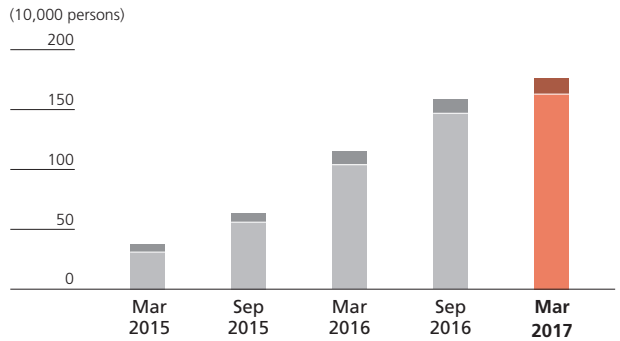
**121.8 billion kWh**



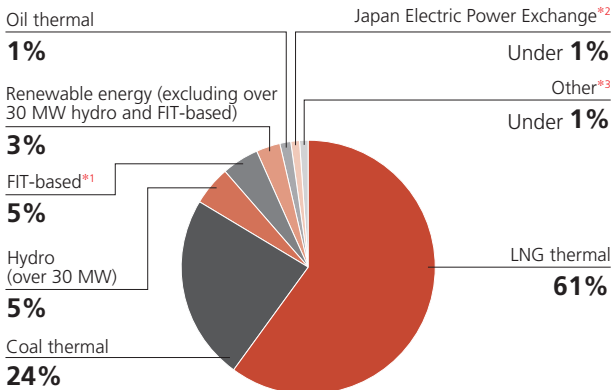
## Number of KatEne/BizEne Members

See page 48

**1,630,000 persons** (KatEne)    **130,000 persons** (BizEne)



## Electricity Generated and Electricity Procured

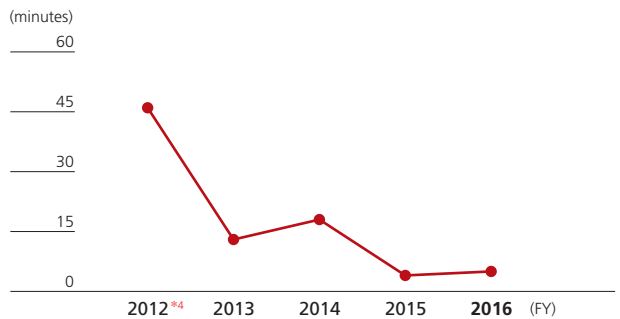


Actual electricity generated and procured (kWh) between April 1, 2016 and March 31, 2017

## Annual Power Outage Hours per Household

See page 81

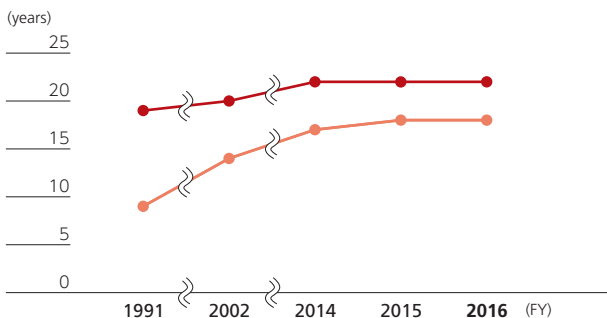
**5 minutes**



## Average Years of Service

See page 64

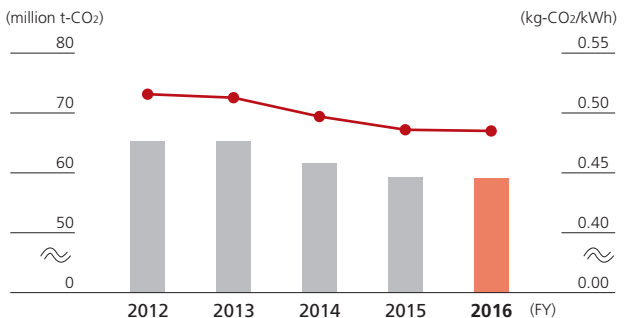
**18 years** (Female)    **22 years** (Male)



## CO<sub>2</sub> Emissions/Emission Intensity

See page 77

**59.08 million t-CO<sub>2</sub>** (Emissions)    **0.485 kg-CO<sub>2</sub>/kWh** (Emission Intensity)



\*1 Electricity based on the FIT (feed-in tariff) scheme: Electricity generated from renewable energy sources and purchased by electric power companies under the FIT scheme. The procurement cost for this type of electricity is partially funded by surcharges collected from all electricity users, including those who are not customers of Chubu Electric Power, and CO<sub>2</sub> emissions are calculated based on national average CO<sub>2</sub> emissions, including those from thermal power generation.  
 \*2 Includes hydro, thermal, nuclear, FIT-based, and renewable energy.  
 \*3 Electricity generated at unidentified power stations and procured from other companies is classified as "Other."  
 \*4 Impact of landfall of typhoon is included in fiscal 2012 data.