

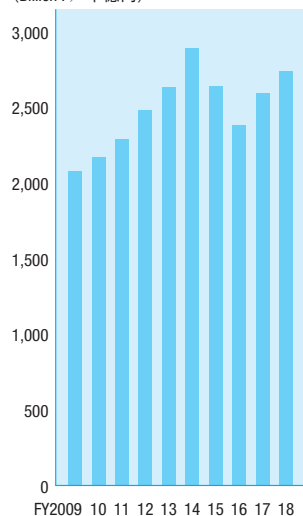
5 Nonconsolidated Financial Data 個別決算データ

(1) Nonconsolidated Operating Results 収支状況(個別)

Operating Revenues

売上高

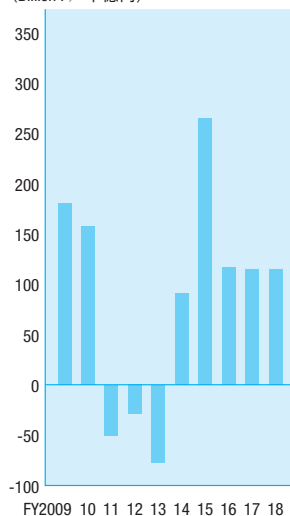
(Billion¥/十億円)



Operating Income(Loss)

営業利益(損失)

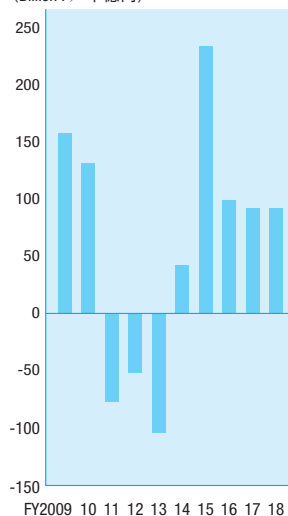
(Billion¥/十億円)



Ordinary Income(Loss)

経常利益(損失)

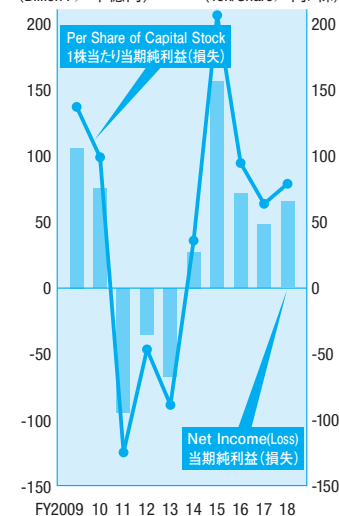
(Billion¥/十億円)



Net Income(Loss)

当期純利益(損失)

(Billion¥/十億円)

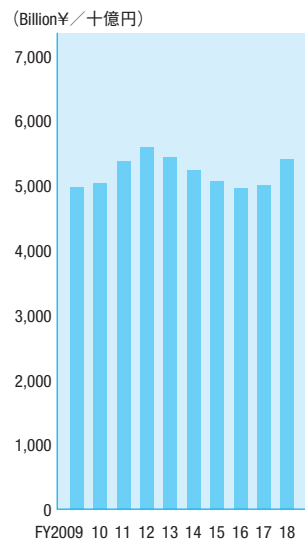


(Billions of Yen, Yen/Share/十億円, 円/株)

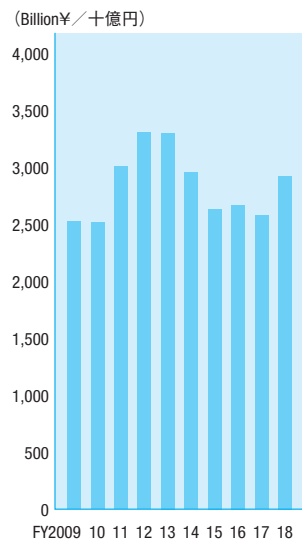
FY 年度	2009	2010	2011	2012	2013	2014	2015	2016	2017	2018
Operating Revenues 売上高	2,084.3	2,178.2	2,295.1	2,485.6	2,638.2	2,899.0	2,648.3	2,389.7	2,597.1	2,743.0
Operating Expenses 営業費用	1,904.3	2,020.4	2,345.6	2,514.5	2,715.4	2,808.1	2,383.0	2,272.4	2,482.4	2,637.4
Hydro 水力発電費	49.5	47.2	47.7	46.5	46.2	50.1	51.4	52.1	47.5	47.3
Thermal 火力発電費	766.5	867.9	1,267.7	1,427.5	1,533.8	1,522.1	1,040.0	805.3	928.4	1,002.1
Nuclear 原子力発電費	132.1	128.0	100.9	97.5	98.0	108.0	102.5	143.5	123.4	96.9
Renewable Energy 新エネルギー等発電費	0.3	0.8	1.2	1.4	1.3	1.3	1.3	1.7	1.8	1.1
Transmission 送電費	119.1	124.0	114.9	109.9	107.7	102.7	104.2	97.5	97.3	94.9
Transformation 変電費	71.2	73.4	72.9	76.0	79.4	75.3	70.8	74.7	69.1	68.4
Distribution 配電費	199.9	205.0	200.3	205.9	213.5	232.8	206.0	224.8	218.6	212.0
Others その他	565.4	573.7	539.8	549.6	635.1	715.6	806.4	872.5	996.0	1,114.3
Operating Income(Loss) 営業利益(損失)	179.9	157.8	(50.4)	(28.9)	(77.2)	90.8	265.2	117.2	114.7	105.5
Ordinary Income(Loss) 経常利益(損失)	157.4	131.0	(77.4)	(52.1)	(104.1)	41.9	233.6	99.1	91.8	89.0
Net Income(Loss) 当期純利益(損失)	106.4	75.8	(94.6)	(35.3)	(67.2)	27.3	157.2	72.0	48.5	66.0
Per Share of Capital Stock 1株当たり当期純利益(損失)	137.78	99.48	(124.88)	(46.60)	(88.79)	36.13	207.57	95.09	64.10	87.25

(2) Nonconsolidated Financial Standings 財政状況(個別)

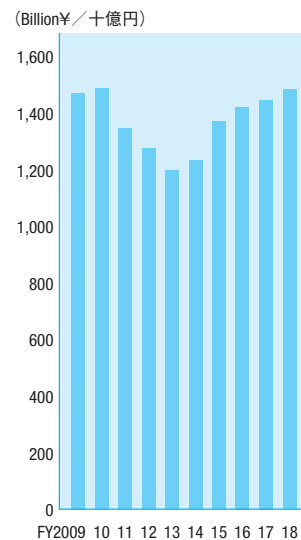
Total Assets 総資産



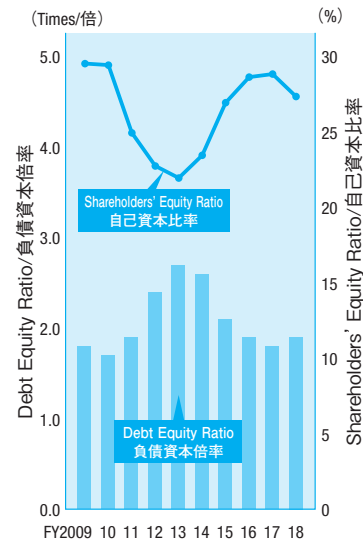
Outstanding Interest-bearing Debt 有利子負債残高



Shareholders' Equity 自己資本



Debt Equity Ratio & Shareholders' Equity Ratio 負債資本倍率と自己資本比率



(Billions of Yen, %, Times/十億円, %, 倍)

FY 年度	2009	2010	2011	2012	2013	2014	2015	2016	2017	2018
Total Assets 総資産	4,969.4	5,033.6	5,375.2	5,592.8	5,434.5	5,238.1	5,065.5	4,956.5	5,001.2	5,402.8
Outstanding Interest-bearing Debt 有利子負債残高	2,520.7	2,509.9	3,004.5	3,296.9	3,294.6	2,950.4	2,629.8	2,662.8	2,569.4	2,921.3
Shareholder's Equity 自己資本	1,469.6	1,485.6	1,344.7	1,274.8	1,196.6	1,230.9	1,368.2	1,420.5	1,445.0	1,480.0
Shareholder's Equity Ratio 自己資本比率	29.6	29.5	25.0	22.8	22.0	23.5	27.0	28.7	28.9	27.4
Debt Equity Ratio 負債資本倍率	1.8	1.7	1.9	2.4	2.7	2.6	2.1	1.9	1.8	1.9

(Note) Shareholder's Equity = Total Net Assets

(注) 自己資本 = 純資産合計

Debt Equity Ratio = Average Outstanding Interest-bearing Debt at Beginning and Ending of Fiscal Year/Average Shareholder's Equity at Beginning and Ending of Fiscal Year
負債資本倍率 = 期首期末平均有利子負債残高 / 期首期末平均自己資本

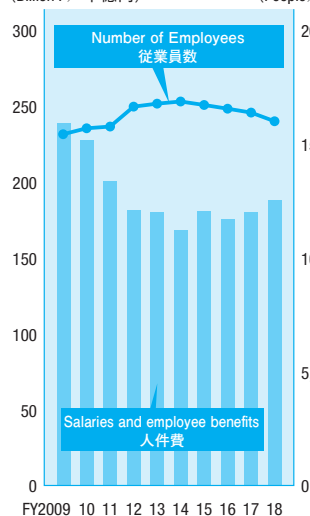
(3) Trend in Principal Expenses (Nonconsolidated) 主要費用の推移(個別)

Salaries and employee benefits

人件費

(Billion¥/十億円)

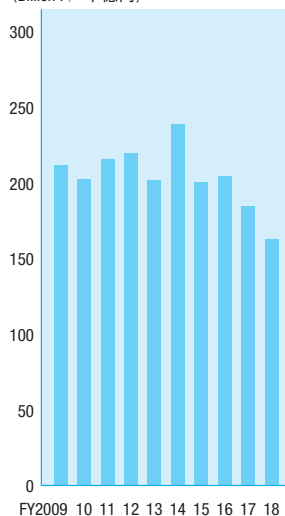
(People/人)



Maintenance

修繕費

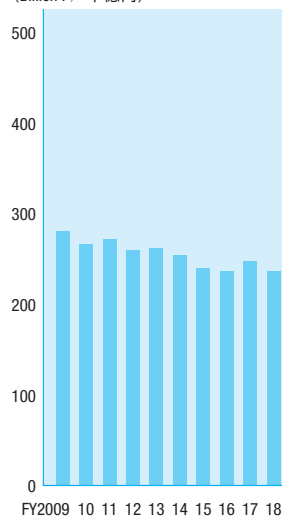
(Billion¥/十億円)



Depreciation

減価償却費

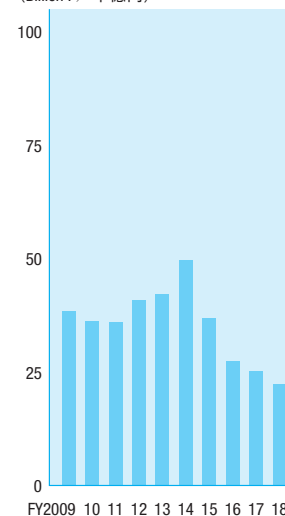
(Billion¥/十億円)



Interest expense

支払利息

(Billion¥/十億円)



(Billions of Yen, people/十億円, 人)

FY 年度	2009	2010	2011	2012	2013	2014	2015	2016	2017	2018
Salaries and employee benefits	240.3	228.5	201.3	182.5	181.0	169.1	181.5	176.2	181.0	189.1
人件費										
Number of Employees	15,507	15,769	15,845	16,723	16,854	16,949	16,796	16,632	16,461	16,086
在籍従業員数										
Fuel	558.9	678.4	1,040.9	1,194.8	1,314.1	1,316.4	805.6	614.5	713.6	814.3
燃料費										
Nuclear Fuel Back-end	32.0	31.3	19.1	17.6	19.0	17.2	16.6	13.3	12.8	16.6
原子力バックエンド費用										
Purchased Power	191.0	208.2	208.4	207.3	248.9	288.4	315.5	346.8	405.3	469.5
地帯間・他社購入電力料										
Maintenance	212.4	202.6	216.0	220.0	202.2	239.6	200.9	204.6	184.9	163.2
修繕費										
Depreciation	280.6	266.2	271.6	260.2	262.1	253.8	239.3	236.2	247.4	236.0
減価償却費										
Interest expense	38.4	36.2	36.0	40.8	42.0	49.6	36.9	27.6	25.1	22.4
支払利息										

(Note) The number of employee includes senior staff (re-employed worker who reach the retirement age) and temporary employee who collect operating receivables, etc after FY2012.

(注) 2012年度より、従業員数については、シニア・スタッフ(定年後再雇用者)、料金囑託員等を含めて記載しております。